

Darwin Counter 28" Sq #E528C

SKU: E528C

Quick Ship Finishes:



23 White




24 Black



41 Bronze

Special Order Ship Finishes:



17 Military Green




22 Iron




26 Maple Red




37 Moss Grey



43 Sapphire Blue



46 Intense Red



71 Taupe



73 Cement



75 Dark Green

Description: Outdoor/Indoor Tilt Top
Nesting Counter Table

E-Coated Powder Coat Finish, Top
Thickness: 3/4", *Assembly Required

Designer: Lucidi / Pevere

Manufacturer: emu

Product Height: Counter

Assembly Required: Yes

Dimensions

Height: 36.5"

Width: 28"

Depth: 28"

Weight: 33.5 lbs

Base Width: 20"

Shipping

Master Pack Quantity: 1

Master Pack Height: 6.5"

Master Pack Width: 39.5"

Master Pack Depth: 30.5"

Master Pack Weight: 38 lbs

Master Pack Dimensions: 39.5"x30.5"x6.5"

Top Material: Solid Steel

Base Material: Solid Steel

Master Pack Density: 8.3852698454 lbs/ft³

Shipped on Cartons/Pallet: 15

Freight Class: 100

FOB: PA 17042

emuamericas, llc

Seating with Style™

800.726.0368 | emuamericas.com