



Darwin Counter 32" Dia #E540C

SKU: E540C

Quick Ship Finishes:



23 White




24 Black



41 Bronze


Special Order Ship Finishes:



17 Military Green




22 Iron




26 Maple Red




37 Moss Grey




43 Sapphire Blue



46 Intense Red



71 Taupe



73 Cement



75 Dark Green

Description: Outdoor/Indoor Tilt-Top
Nesting Counter Table

E-Coated Powder Coat Finish, Top
Thickness: 3/4"

Designer: Lucidi / Pevere

Manufacturer: emu

Product Height: Counter

Frame Material: Steel

Dimensions

Height: 36.5"

Width: 32"

Depth: 32"

Weight: 34.5 lbs

Shipping

Master Pack Quantity: 1

Master Pack Height: 39"

Master Pack Width: 32.5"

Master Pack Depth: 6.5"

Master Pack Weight: 39.5 lbs

Master Pack Dimensions: 32.5"x6.5"x39"

Master Pack Density: 8.2847519344 lbs/ft³

Freight Class: 100

FOB: PA 17042

emuamericas, llc

Seating with Style™

800.726.0368 | emuamericas.com