



QUADRO INSERT #E1041



SKU: E1041

Special Order Ship Finishes:



17 Military Green




22 Iron



23 White



24 Black



26 Maple Red




37 Moss Grey



41 Bronze



71 Taupe



75 Dark Green

Description: Quadro Steel Mesh Insert
for Table #E1038

18" SQ Steel Mesh

Designer: EMU D&S Lab

Manufacturer: emu

Top Material: Extended Steel Mesh

Dimensions

Height: .5"

Width: 18"

Depth: 18"

Weight: 3 lbs

Shipping

Master Pack Quantity: 1

Master Pack Height: 19.5"

Master Pack Width: 19.5"

Master Pack Depth: 2"

Master Pack Weight: 3.5 lbs

Master Pack Dimensions: 19.5"x2"x19.5"

Master Pack Density: 7.9526627213 lbs/ft³

Freight Class: 125

FOB: PA 17042

emuamericas, llc

Seating with Style™